








SPECIFICATIONS	
SHELL WEIGHT:	2300 LBS.
WATER WEIGHT:	5837 LBS.
TOTAL SHELL & WATER WEIGHT:	8137 LBS.
WATER VOLUME:	117 Cu.Ft.
WATER GALLONS:	875 GAL.
SURFACE AREA:	50.0 SQ. FT.
ICC ES LISTED #:	PMG-1161

NESPA ENTERPRISES, Inc.



ICC ES Listed
PMG-1161

WATERPROOF SKID SUPPORT STRUCTURE ATTACHED TO SPA AT NESPA FACTORY	
*SKIDS SUPPLIED BY NESPA	
LIGHT NICHE	
	SPA BRIGHT, 120 V., 100 WATT, 50' CORD, U.L. APPROVED
SIDEWALL SUCTION	
	6" Round Hockey Puck AquaStar 6HPHxxx Sumplless Suction Outlet Floor 177 GPM Wall 122 GPM Complies w/ ANSI / ASME A112.19.8 & NSF / ANSI 16-2011
EQUALIZER	
	6" Round Hockey Puck AquaStar 6HPHxxx Sumplless Suction Outlet Floor 177 GPM Wall 122 GPM Complies w/ ANSI / ASME A112.19.8 & NSF / ANSI 16-2011
SKIMMER	
	HAYWARD SP-1084FVE SURFACE SKIMMER W/ EQUALIZERS, NSF / ANSI 50 - 2012
JET	
	HYDRO INLETS 1-1/2" WATER - 1-1/2" AIR HYDROAIR #10-5100 COMPLIES W/ ANSI CODE ASME A112.19.8-07 UL APPROVED
RETURN	
	INLET FITTINGS 1-1/2" WALL TYPE W/ EYEBALL HYDROAIR #10-3500 COMPLIES W/ ANSI CODE ASME A112.19.8-07 UL APPROVED
FILL	
	INLET FITTINGS 1-1/2" WALL TYPE W/ EYEBALL HYDROAIR #10-3500 COMPLIES W/ ANSI CODE ASME A112.19.8-07 UL APPROVED

