












SPECIFICATIONS	
SHELL WEIGHT:	3600 LBS.
WATER WEIGHT:	17511 LBS.
TOTAL SHELL & WATER WEIGHT:	21110.9 LBS.
WATER VOLUME:	351 Cu.Ft.
WATER GALLONS:	2625 GAL.
SURFACE AREA:	135.0 SQ. FT.
ICC ES LISTED #:	PMG-1161

NESPA ENTERPRISES, Inc.



ICC ES Listed
PMG-1161

WATERPROOF SKID SUPPORT STRUCTURE ATTACHED TO SPA AT NESPA FACTORY	
	*SKIDS SUPPLIED BY NESPA
LIGHT NICHE	
	SPA BRIGHT, 120 V, 100 WATT, 50' CORD, U.L. APPROVED
MAIN DRAIN	
	AquaStar 32CDFLFR, 32" Channel Drain, Approved Max Flow Rate: Floor = 236 GPM @ 3.4 fps Wall = 136 GPM @ 1.9 fps Complies w/ ANSI / ASME A112.19.8 & NSF / ANSI 16-2011
MAIN DRAIN SUMP	
	Nespa Aquastar Approved Sump IAPMO Approval # SP4900
SIDEWALL SUCTION	
	AquaStar WAV9, 9" X 9" Frame, Approved Max Flow Rate: Floor = 316 GPM Wall = 208 GPM Complies w/ ANSI / ASME A112.19.8 & NSF / ANSI 16-2011
SIDEWALL SUMP	
	Nespa Aquastar Approved Sump IAPMO Approval # SP4900
EQUALIZER	
	6" Round Hockey Puck AquaStar 6HPHAXxx Sumpless Suction Outlet Floor 177 GPM Wall 122 GPM Complies w/ ANSI / ASME A112.19.8 & NSF / ANSI 16-2011
SKIMMER	
	HAYWARD SP-1084FVE SURFACE SKIMMER W/ EQUALIZERS, NSF / ANSI 50 - 2012
JET	
	HYDRO INLETS 1-1/2" WATER - 1-1/2" AIR HYDROAIR #10-5100 COMPLIES W/ ANSI CODE ASME A112.19.8-07 UL APPROVED
RETURN	
	INLET FITTINGS 1-1/2" WALL TYPE W/ EYEBALL HYDROAIR #10-3500 COMPLIES W/ ANSI CODE ASME A112.19.8-07 UL APPROVED
FILL	
	INLET FITTINGS 1-1/2" WALL TYPE W/ EYEBALL HYDROAIR #10-3500 COMPLIES W/ ANSI CODE ASME A112.19.8-07 UL APPROVED

