









SPECIFICATIONS	
SHELL WEIGHT:	2500 LBS.
WATER WEIGHT:	7882 LBS.
TOTAL SHELL & WATER WEIGHT:	10382.4 LBS.
WATER VOLUME:	158 Cu.Ft.
WATER GALLONS:	1182 GAL.
SURFACE AREA:	64.0 SQ. FT.
ICC ES LISTED #:	PMG-1161

NESPA ENTERPRISES, Inc.



ICC ES Listed  
PMG-1161

WATERPROOF SKID SUPPORT STRUCTURE ATTACHED TO SPA AT NESPA FACTORY	
 *SKIDS SUPPLIED BY NESPA	
<b>LIGHT NICHE</b>	
	SPA BRIGHT, 120 V. 100 WATT, 50' CORD. U.L. APPROVED
<b>SIDEWALL SUCTION</b>	
	6" Round Hockey Puck AquaStar 6PHAXxx Sumpluss Suction Outlet Floor 177 GPM Wall 122 GPM Complies w/ ANSI / ASME A112.19.8 & NSF / ANSI 16-2011
<b>EQUALIZER</b>	
	6" Round Hockey Puck AquaStar 6PHAXxx Sumpluss Suction Outlet Floor 177 GPM Wall 122 GPM Complies w/ ANSI / ASME A112.19.8 & NSF / ANSI 16-2011
<b>SKIMMER</b>	
	HAYWARD SP-1084FVE SURFACE SKIMMER W/ EQUALIZERS. NSF / ANSI 50 - 2012
<b>JET</b>	
	HYDRO INLETS 1-1/2" WATER - 1-1/2" AIR HYDROAIR #10-5100 COMPLIES W/ ANSI CODE ASME A112.19.8-07 UL APPROVED
<b>RETURN</b>	
	INLET FITTINGS 1-1/2" WALL TYPE W/ EYEBALL HYDROAIR #10-3500 COMPLIES W/ ANSI CODE ASME A112.19.8-07 UL APPROVED
<b>FILL</b>	
	INLET FITTINGS 1-1/2" WALL TYPE W/ EYEBALL HYDROAIR #10-3500 COMPLIES W/ ANSI CODE ASME A112.19.8-07 UL APPROVED

