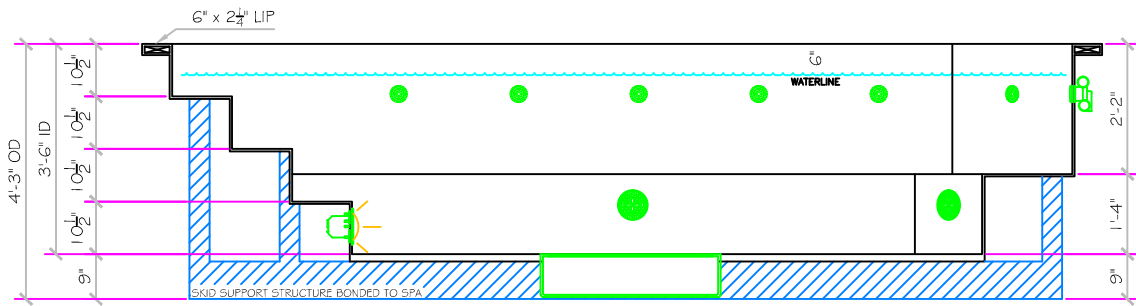
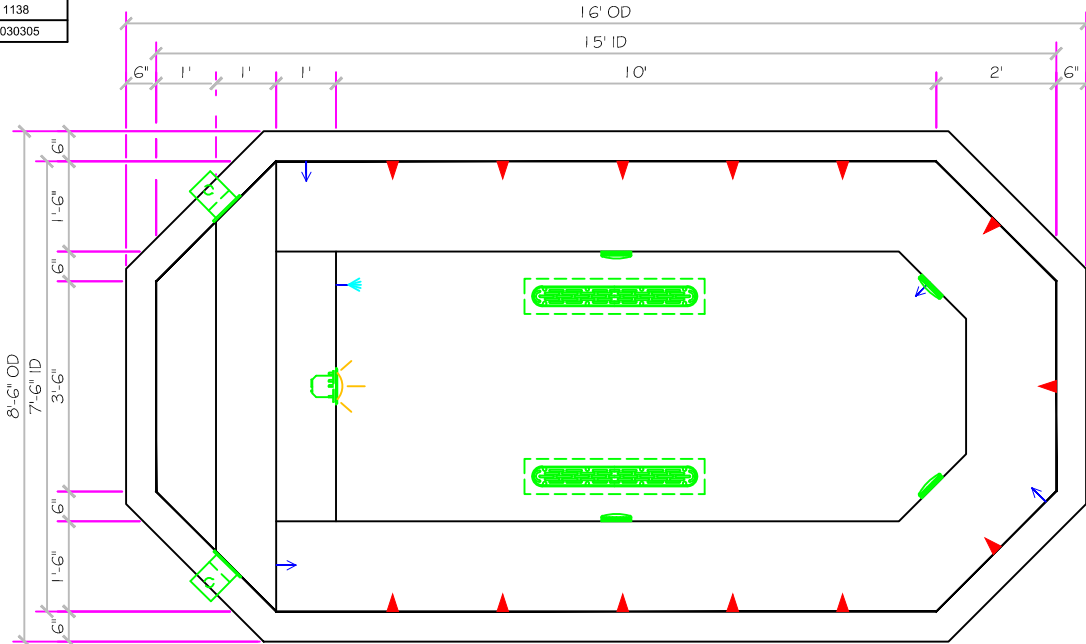


SPECIFICATIONS	
SHELL WEIGHT	3150 LBS.
WATER WEIGHT	13719 LBS.
TOTAL SHELL & WATER WEIGHT	16869.4 LBS.
WATER VOLUME	275 Cu.Ft.
MAX WATER GAL.	2057 GAL.
SURFACE AREA	104.5 SQ. FT.
IAPMO#	1138
FDA#	2030305

15' MIRAGE

ALL TILED SPA - Fits 13 Adults

SKID SUPPORT STRUCTURE BONDED TO SPA	
<input checked="" type="checkbox"/>	SPAS SUPPLIED BY NESPA
LIGHT NICHE	
	SPM BRIGHT, 120 V, 100 WATT, 50' COORD. UL, APPROVED
MAIN DRAIN	
	AquaStar 32CDLFR, 32" Channel Drain, Approved Max Flow Rate: Floor = 238 GPM @ 3.4 fpm, Wall = 136 GPM @ 1.9 fpm, V.G.B. Approved Suction Drain
SIDEWALL SUCTION	
	4" Round Hardie Back Aquapure 68P10002 Suction Outlet Floor/Wall 224 GPM @ 6.3fpm Complies w/ ANSI Code ASME A112.19.8-07 & VGB 2008
SKIMMER	
	FRONT ACCESS SKIMMER, NSF APPROVED
JET	
	HYDRO JETS 1/2" WATER, 1" 1/2" AIR HYDROJAZZ #10-510 COMPLIES W/ ANSI CODE ASME A112.19.8-07 UL APPROVED
RETURN	
	1/2" WALL TYPE W/ EYEBALL HYDROJAZZ #10-3300 COMPLIES W/ ANSI CODE ASME A112.19.8-07 UL APPROVED
FILL	
	1/2" WALL TYPE W/ EYEBALL HYDROJAZZ #10-3300 COMPLIES W/ ANSI CODE ASME A112.19.8-07 UL APPROVED

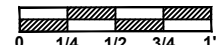


All drawing dimensions supplied by **NESPA ENTERPRISES INC.** are for reference only. All CAD files were created using AutoCAD file (*.dwg.) and were provided as a service to our customers using AutoCAD. Errors sometimes occur during this process and with software incompatibility upon opening a file. **NESPA ENTERPRISES INC.** and/or any authorized distributor of our products will not be held responsible for problems arising from files which have been converted and does not warranty the documents against deficiencies or typographical errors of any kind. We recommend that all measurements are verified with actual physical product before any custom fabrication in the field occurs.

NESPA ENTERPRISES INC.

2800 Richter Ave. Suite C Oroville, CA 95966
 Office: (530) 534-9910 Fax: (530) 534-9915
 E-Mail: jim@tiledspas.com Web Site: www.tiledspas.com

SCALE
5/16" = 1'



DWG TYPE

SD

DWG NAME RESIDENTIAL MODELS 2012

DATE 8/12/2012

SHEET PAGE 1 OF 1