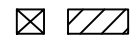


ACAPULCO

ALL TILED SPA - Fits 6 Adults


SPECIFICATIONS	
SHELL WEIGHT:	1900 LBS.
TOTAL WEIGHT:	9352 LBS.
WATER GAL:	893.9 GAL.
WATER VOLUME:	119.5 Cu.Ft.
WATER WEIGHT:	7452 LBS.
SURFACE AREA:	49.0 SQ. FT.
IAPMO#:	1138
FDA#:	2030305

SKID SUPPORT STRUCTURE* BONDED TO SPA




*SKIDS SUPPLIED BY NESPA

LIGHT NICHE




SPA BRIGHT, 120 V., 100 WATT, 50' CORD, U.L. APPROVED

MAIN DRAIN




AquaStar 32CDFLFR, 32" Channel Drain, Approved Max Flow Rate: Floor = 236 GPM @ 3.4 fps Wall = 136 GPM @ 1.9 fps V.G.B Approved Safety Drain

SIDEWALL SUCTION




5" HIGH FLOW SUCTIONS
Waterway 640-357xV
Super Hi-Flo Suction Assy.
Max Flow 180 GPM
Complies w/ ANSI Code
ASME A112.19.8-2007 & VGB 2008

SKIMMER




FRONT ACCESS SKIMMER, NSF APPROVED

JET




HYDRO INLETS
1-1/2" WATER - 1-1/2" AIR
HYDROAIR #10-5100
COMPLIES W/ ANSI CODE ASME A112.19.8-07
UL APPROVED

RETURN

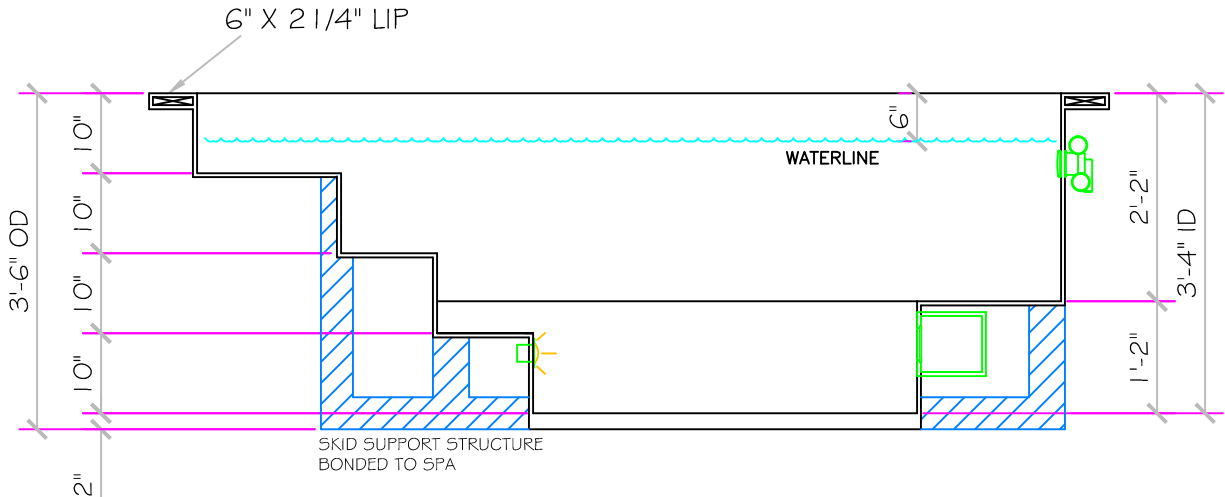
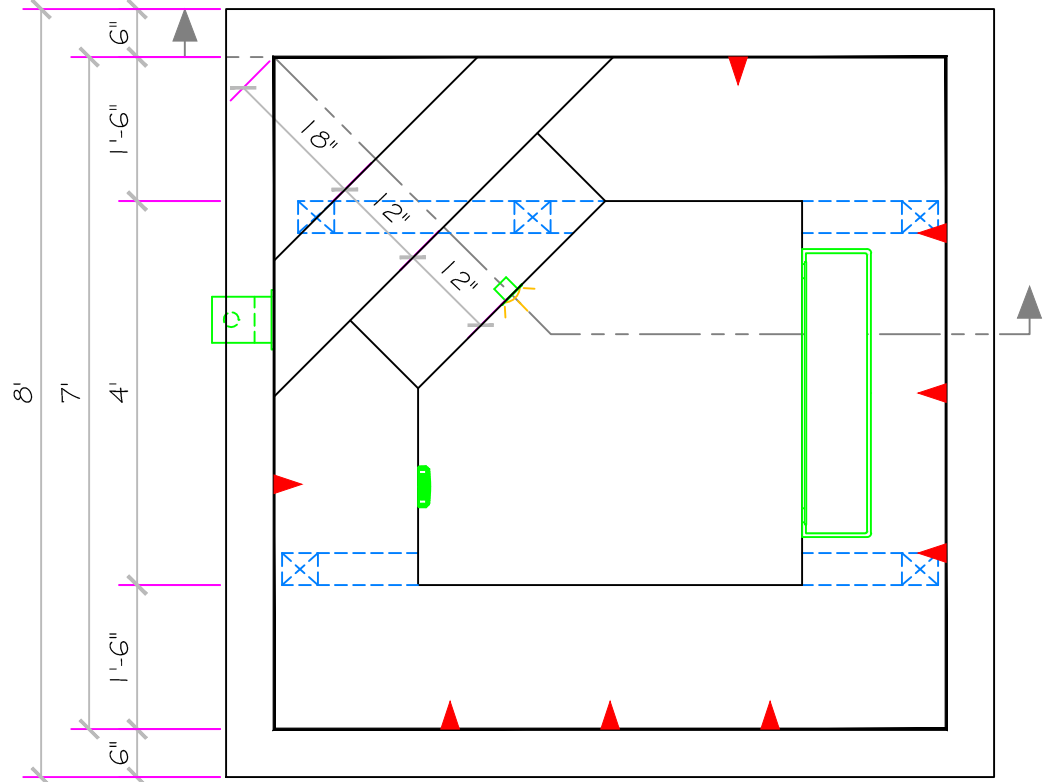


INLET FITTINGS
1-1/2" WALL TYPE W/ EYEBALL
HYDROAIR #10-3500
COMPLIES W/ ANSI CODE ASME A112.19.8-07
UL APPROVED

FILL



INLET FITTINGS
1-1/2" WALL TYPE W/ EYEBALL
HYDROAIR #10-3500
COMPLIES W/ ANSI CODE ASME A112.19.8-07
UL APPROVED



ALL DIMENSIONS SUBJECT TO 1/4" TOLERANCES

NESPA ENTERPRISES INC.
 2800 Richter Ave. Suite C Oroville, CA 95966
 Office: (530) 534-9910 Fax: (530) 534-9915
 E-Mail: jim@tiledspas.com Web Site: www.tiledspas.com



If printing as a PDF:
 Page Scaling: None
 DWG NAME: NESPA_RES_MODELS

SCALE: 1/2" = 1'
 DATE: 7/22/2011

DWG TYPE: SD
 SHEET: PAGE 1 OF 1

These drawings, concepts, and details contained herein are the original proprietary designs of NESPA ENTERPRISES, developed over many years of experience in the industry and as such are protected by the copyright laws of the United States Government. Reproduction of any of the above without written permission to do so by NESPA ENTERPRISES, is illegal.